

222 W. Lake St.  
Bloomington, IL 60108  
Phone (630) 529-9394  
Fax: (630) 529-3795



2400 Randall Rd.  
Carpentersville, IL 60108  
Phone: (847) 428-6767  
Fax: (847) 428-3812




## **P.J.M. Elite Rhododendron**

*Rhododendron 'P.J.M. Elite'*

Height: 6 feet

Spread: 5 feet

Sunlight:  

Hardiness Zone: 4

Group/Class: P.J.M. Series

### **Description:**

A beautiful broadleaf evergreen shrub with showy pink flowers in spring and an upright habit, very hardy, interesting fall coloration; absolutely must have well-drained, highly acidic and organic soil, use plenty of peat moss when planting

### **Ornamental Features**


P.J.M. Elite Rhododendron is draped in stunning clusters of lightly-scented fuchsia trumpet-shaped flowers with lavender overtones at the ends of the branches in early spring. It has green evergreen foliage. The narrow leaves turn an outstanding purple in the fall, which persists throughout the winter.

### **Landscape Attributes**

P.J.M. Elite Rhododendron is an open multi-stemmed evergreen shrub with an upright spreading habit of growth. Its relatively coarse texture can be used to stand it apart from other landscape plants with finer foliage.

This is a relatively low maintenance shrub, and should only be pruned after flowering to avoid removing any of the current season's flowers. It has no significant negative characteristics.

P.J.M. Elite Rhododendron is recommended for the following landscape applications;



*P.J.M. Elite Rhododendron flowers*  
Photo courtesy of NetPS Plant Finder



*P.J.M. Elite Rhododendron in bloom*  
Photo courtesy of NetPS Plant Finder

222 W. Lake St.  
Bloomington, IL 60108  
Phone (630) 529-9394  
Fax: (630) 529-3795




2400 Randall Rd.  
Carpentersville, IL 60108  
Phone: (847) 428-6767  
Fax: (847) 428-3812

- Accent
- Mass Planting
- General Garden Use

### **Planting & Growing**

P.J.M. Elite Rhododendron will grow to be about 6 feet tall at maturity, with a spread of 5 feet. It tends to be a little leggy, with a typical clearance of 1 foot from the ground, and is suitable for planting under power lines. It grows at a slow rate, and under ideal conditions can be expected to live for 40 years or more.

This shrub does best in full sun to partial shade. You may want to keep it away from hot, dry locations that receive direct afternoon sun or which get reflected sunlight, such as against the south side of a white wall. It requires an evenly moist well-drained soil for optimal growth, but will die in standing water. It is very fussy about its soil conditions and must have rich, acidic soils to ensure success, and is subject to chlorosis (yellowing) of the foliage in alkaline soils. It is somewhat tolerant of urban pollution, and will benefit from being planted in a relatively sheltered location. Consider applying a thick mulch around the root zone in winter to protect it in exposed locations or colder microclimates. This particular variety is an interspecific hybrid.



*P.J.M. Elite Rhododendron in fall  
Photo courtesy of NetPS Plant  
Finder*